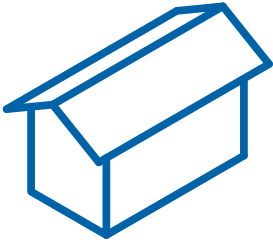


CREATING A MATERIAL LIST

UNDERSTANDING YOUR ROOF

WHAT STYLE IS MOST LIKE YOUR HOME?


Gable Roof



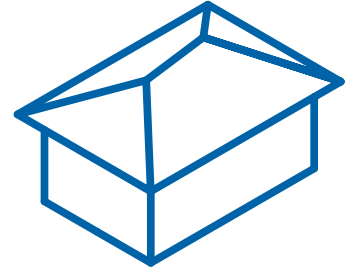
Cross Gable Roof



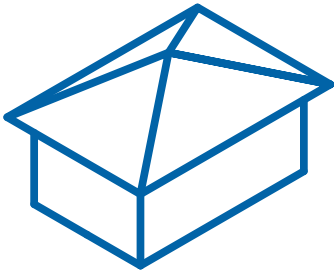
Hansard Roof



Hip Roof



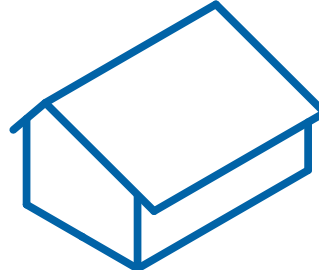
Pyramid Hip Roof



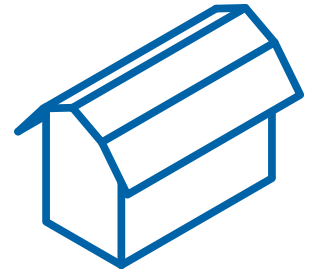
Cross Hipped Roof



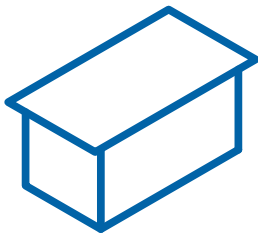
Saltbox Roof



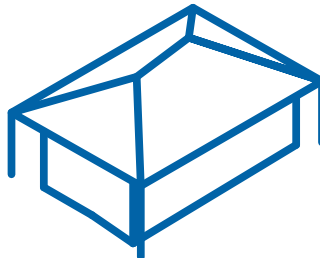
Gambrel Roof



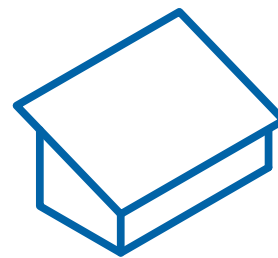
Flat Roof



Bonnet Roof



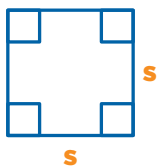
Shed Roof



Each surface area of your roof will need to be calculated and added together.

Here are some common formulas used to do this

Square



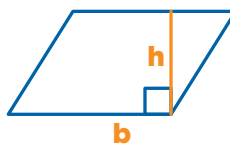
$$A = s^2$$

Rectangle



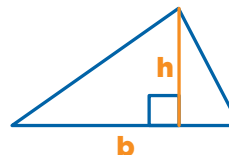
$$A = L \times w$$

Parallelogram



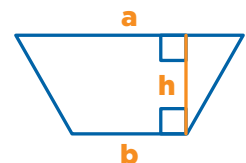
$$A = b \times h$$

Triangle



$$A = 1/2 \times b \times h$$

Trapezoid



$$A = (a+b) \div 2 \times h$$

CREATING A MATERIAL LIST

MAKING THE LIST

ADDING IT UP

Face 1 Total _____ sq ft

Face 2 Total _____ sq ft

Face 3 Total _____ sq ft

Face 4 Total _____ sq ft

Face 5 Total _____ sq ft

Face 6 Total _____ sq ft

TOTAL _____ sq ft

TOTAL TRIMS

Total Ridge _____ ft

Total Hips _____ ft

Total Eaves _____ ft

Total Valley _____ ft

Total Gables _____ ft

Total Head Wall _____ ft

Total Sidewall _____ ft

ACCESSORIES

x2 for Ridge Vents _____ ft

EM Seal Foam _____ Roll
(valley ft + head wall ft + side wall ft ÷ 20)

sq ft ÷ 250 = _____ Bags of screws

Premium Sealant _____ Tubes

Bathroom vent flashing _____

Pipe Flashing for _____ in

Split Flashing for Hydro _____

A separate work sheet may be used if additional work space is needed.

Need Extra Help?

Take off service option include our Hover invite service and eagleview.com. Contact us for more details.

